


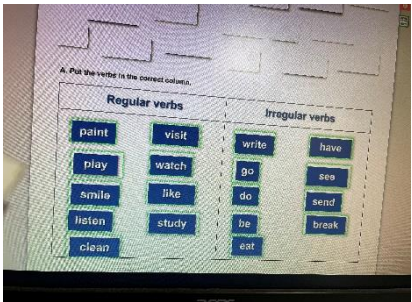


Lesson Plan -What did you do yesterday?

學習領域	語文領域	學習科目	英語科
學習範圍	六下 Unit2 What did you do yesterday?	教學堂次	第四堂課
教學資源	Learnmode、Cool English、Edupuzzle、Liveworksheets		
學習重點	<p>學習表現【語言能力】</p> <p>【◎1-III-6】 能聽懂課堂中所學的字詞。</p> <p>【◎1-III-9】 能聽懂簡易句型的句子。</p> <p>學習內容【語言知識】</p> <p>【Ac-III-4】 國小階段所學字詞(共180個)</p> <p>【Ad-III-2】 簡易、常用的句型結構。</p>		
教 學 計 畫 內 容			
課程內容	時間	教學技巧	教學資源/教學成果
<p>【Warm up】</p> <ol style="list-style-type: none"> T teach Ss to watch the video of Diary of a worm. Ss watched it via learnmode connection. Ss answer the questions by Edupuzzle. 	10'	教師引導學生如何從Edupuzzle影片關鍵點來回答問題。	
<p>【Presentation & Practice】</p> <ol style="list-style-type: none"> T ask Ss to draw the past verb via learnmode. Ss open the PDF file and circle words by the highlighter or the online marker. After checking the what they circled, T started the quiz from the learnmode to test if they know the content. Ss started to do the practice from 1 to 4. 	14'	教師引導學生注意規則與不規則動詞，尤其是不規則動詞的部分。 教師注意課堂中答案錯誤的同學，並登錄起來，安排補救。 學生自由練習。	  

【Production】

1. Ss record what they learned from U2, and record it and upload to learnmode.
2. Learnmode will tell them the correction & fluency (Ss need 30% at least, and high-level Ss need more than 70%)
3. They also can do it at home by cellphone or PC.

16'

教師協助口語較弱的同學進行口說練習。
教師協助退回作業讓學生可以繼續上傳作業。

