



## 國際英語文化課-戰鬥吧!Russia 簡案

<b>學習領域</b>	語文領域	<b>學習科目</b>	英語科
<b>學習範圍</b>	翰林版 Dino on the Go 8 / Unit 1 Where Were You Yesterday? <b>戰鬥吧!Russia</b>	<b>教學堂次</b>	第 5-6 節
<b>教學資源</b>	課本、平板、國際文化自編補充教材、互動大屏、LearnMode、Cool English、Quizlet、Quizizz 互動網站		
<b>對應指標</b>	◎C2-1-9 能以高年段簡易句型作適當的提問、回答。 ◎C5-1-8 能聽懂、讀懂、說出並寫出高年段所習得的句子。		
<b>教學計畫內容</b>			
<b>第 5 節課</b>			
<b>課程內容</b>	<b>時間</b>	<b>教學技巧</b>	<b>教學資源/教學成果</b>
<p><b>【Warm up】</b></p> <p>1. Ss log on to LearnMode to do the interactive on-line practices.</p> <p>2. Ss match the answers through the website "Quizlet" by using ipads and interactive big screen activities to check their understanding of previous learned words and sentences.</p>	10	<p>1. 學生登入新北市親師生平台的「學習吧」班級課程後，連結 Quizlet 網站，練習本單元配對遊戲，單元測驗即時瞭解學生學習狀況。</p> <p>2. 反覆練習熟練單字和句型。</p>	 
<b>【Presentation &amp; Practice】</b>			

## International cultural course-Introducing Russia

22

1. 透過書籍，學生可於線上複習已上過的俄羅斯文化課內容。



## Record & Upload

1. Ss review what they've learned from last week's international cultural course- Introducing Russia, and decide which three things they want to share with others and practice the sentences with friends. (Teacher help those in need during practice time)

2. Ss record individually at least three sentences from their notebook and upload the recording file to LearnMode.


2. 請學生唸出國際文化課的內容之任3項(或以上)內容並錄音。



3. 語音錄音系統激發學生挑戰心，主動反覆練習和錄音。

4. 已錄音結束並上傳成功的同學，自行上課程連結進行

Cool

English 酷英網站的單字練習。



<p><b>【Production】</b></p> <p>1. T collect and check the recording files while Ss upload in the meantime.</p> <p>2. After having almost every Ss' files, T opens them and listen to the recording with the whole class.</p> <p>3. Everyone are welcome to give feedback and comments, and T gives scores.</p>	8	<p>1. 全班聽同學錄音內容，並互相給予回饋分享。</p> <p>2. 教師協助退回作業讓學生可以重新錄音並上傳作業。</p>	
<b>教學計畫內容</b>			
<b>第 6 節課</b>			
<p><b>【Warm up】</b></p> <p>1. Ss log on to LearnMode to do the interactive on-line practices.</p> <p>2. Ss answer the questions through the website "Quizizz" by using i-pads to check their understanding of previous learned words and sentences.</p>	5	<p>1. 單元測驗即時瞭解學生學習狀況</p> <p>2. 反覆練習熟練單字和句型。</p>	
<p><b>【Presentation &amp; Practice】</b></p> <p><b>Recording: Role play of the context of Unit 1</b></p> <p>1. Ss record as a team by giving each student different role as a task. Ss rehearse and read the context of unit one for as many times as possible, and keep the best recording as their team file.</p> <p>2. Team leader upload the recording file to LearnMode.</p>	25	<p>1. 請學生唸出第 1 單元課文內容，分組角色扮演錄音。</p> <p>2. 語音辨識系統激發學生挑戰心，主動反覆練習和錄音。</p>	

<b>【Production】</b>			
<p>1.T collect and check the recording files while Ss upload in the meantime.</p> <p>2.After having almost every Ss' files, T opens them and listen to the recording with the whole class.</p> <p>3.Everyone are welcome to give feedback and comments, and T gives scores.</p>	10	<p>1. 全班聽同學錄音內容，並互相給予回饋分享。</p> <p>2. 教師協助退回作業讓學生可以重新錄音並上傳作業。</p>	