







# Festivals Around The World

服務學校	新北市立二重國中	設計者	教師姓名:吳美玲
領域/科目、版本	英語、翰林版本	實施年級	7年級
單元名稱	第5課 What's the date?	教學堂次	兩節課
教學資源	PowerPoint, iPad, worksheet, Apps: ClassDojo, Slido, Padlet, Learn Mode, Nearpod, Quizlet Live, The Name of the Wheel, Youtube		
學習重點	✧ Lesson Objectives 課程目標: 1. SWBAT display their understanding of the content by answering the questions correctly. 2. SWBAT express what world festival is their favorite. 3. SWBAT present why they like the world festival. ✧ Core Competences 核心素養: A2 B1 B2 C1 C2		
教學計畫內容			
課程內容	時間	教學檢核	教學資源/教學成果
<p style="text-align: center;"><b>The first Period</b></p> <p>【引起動機】</p> <p>★學生自學</p> <p>影片</p> <p>【Learning from The Video Clip – Festivals Around The World】</p> <p>1. B1 U5</p> <p>2. The Video Clip – Festivals Around The World</p> <p>Students can play a video clip about different cultures around the world before the class .</p> <p>★教師導學</p> <p>3. Slido: Teacher will elicit student's prior knowledge about their understanding in terms of different festivals around the world with Slido.</p>	15	引起學生舊經驗的連結，連結本課學習重點。	<p>【課前】B1 U5 生字練習</p> 
2			【發展活動】

	<p>【Understanding Two Important Festivals in West &amp; East.】</p> <ol style="list-style-type: none"> <li>1. Teacher provides the questions on the PowerPoints and students can try to answer the questions after they watched the video.</li> <li>2. Teacher will introduce two important festivals from Western and Eastern countries.</li> <li>3. SWABT express the dates and the festivals based on the pictures.</li> </ol>	15	<p>評量學生是否能理解文本內容</p>	 
3	<p>【總結活動】</p> <p>★教師導學 書籍有聲書</p> <p>Comprehension Questions Based on the Textbook (P.106-107)</p> <ol style="list-style-type: none"> <li>1. SWBAT explain the main idea by watching the video clip and reading the textbook.</li> <li>2. SWBAT use their reading strategies to answer the BCQ &amp; BTQ with App: Nearpod.</li> <li>3. Teacher reviews the BCQ &amp; BTQ with PPT.</li> </ol>	15	<ul style="list-style-type: none"> <li>• 提問引導閱讀理解策略學習單。</li> <li>• 了解每個段落發生的故事。</li> </ul>	 
	<p>【引起動機】</p>			
1	<p>The second period</p> <p>★組內共學</p> <p>【Group Presentation (PBL Project)】 : Padlet</p> <ol style="list-style-type: none"> <li>1. SWBAT learn different festivals around the world in a digital book with the App: Epic.</li> <li>2. SWBAT discuss and introduce their favorite festival with the App: Padlet and collaboratively present their findings.</li> </ol>	20	<p>課外連結作業</p>	<p>【課後】 Padlet:What is your favorite world festival?</p>  

2	<p>★組間共學</p> <p>【 Review the Voc in U5 with Different Groups 】</p> <p>1. SWBAT answer the questions with different groups peers collaboratively with App Quizlet Live.</p> <p>2. Award the best team.</p>	15	<p>複習本課學習重點。</p>	
3	<p>★學生自學</p> <p>語音作業</p> <p>【 Students Record The 12 Months of a year with APP: Learn Mode. 】</p> <p>(If we don't have time, this part will be student's assignment after class.)</p>	10	<p>複習本課學習重點。</p>	 